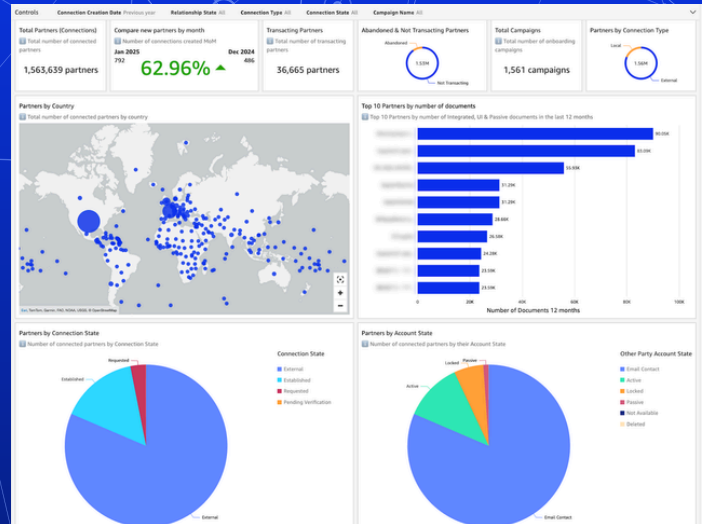


Reporting & Analytics – Product Datasheet



Tradeshift Reporting & Analytics is a next-generation business intelligence solution tailored for enterprise procurement and finance. Fully embedded in Tradeshift’s procurement, payables, and compliance cloud platform, it delivers **real-time insights** and **AI-powered analytics** in a user-friendly package. This datasheet highlights how Tradeshift’s new offering empowers organizations to make data-driven decisions faster and more effectively.

Key Features & Capabilities

Real-Time Data Pipeline:

Continuously syncs transaction data from Tradeshift’s AWS Postgres databases into Amazon Redshift in near real-time. This ensures that dashboards and reports are always up-to-date with the latest purchase orders, invoices, payments, and marketplace transactions – no stale data. Teams can monitor spend and process KPIs as they happen.

High-Performance Dashboards:

Powered by AWS’s QuickSight SPICE in-memory engine, Tradeshift’s dashboards are engineered for speed and scale. Users experience sub-second load times on even the largest datasets (tens of millions of rows), enabling interactive analysis without lag. Whether drilling into a single supplier’s invoices or aggregating global spend, performance remains consistently fast.

Natural Language Analytics (AI):

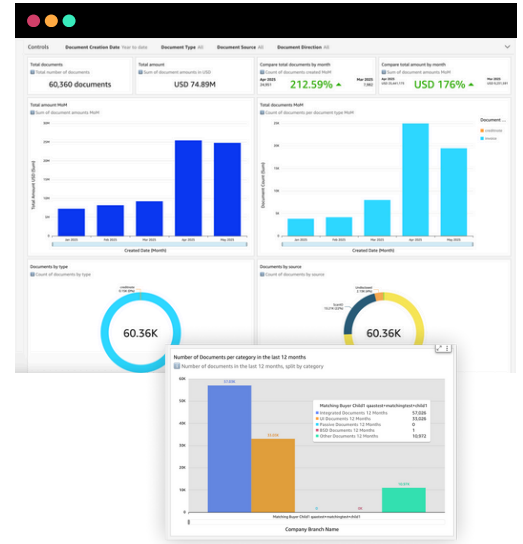
Business users can simply ask questions in plain English using Amazon QuickSight Q. Type or speak queries like “Show total spend on IT contractors this quarter” or “**What’s the average invoice approval time by department?**” and get immediate answers – delivered as auto-generated charts or numeric results. This AI-driven Q&A capability makes advanced analysis accessible to non-technical users, eliminating the need to write SQL or wait on analysts.

Collaborative Dashboards:

Create and share interactive dashboards across your organization. Tradeshift includes **5 Creator** licenses (for analysts or power users to build and edit dashboards) and **20 Viewer** licenses (for managers and executives to view and interact with dashboards) in the base package. Role-based access control ensures sensitive data is only seen by authorized roles. Users can comment on dashboards and subscribe to scheduled reports, fostering a data-driven culture.

Export & Integration:

Tradeshift dashboards can be exported to PDF for board-ready reporting or to CSV for further analysis in Excel. For enterprises with existing BI investments, Tradeshift's open approach allows integration via APIs – data can be pulled from the Redshift backend into tools like Tableau or Power BI if desired. Moreover, Tradeshift's analytics can combine its own data with external sources (e.g. ERP data) for a comprehensive view, using QuickSight's data blending capabilities using CSV file import.



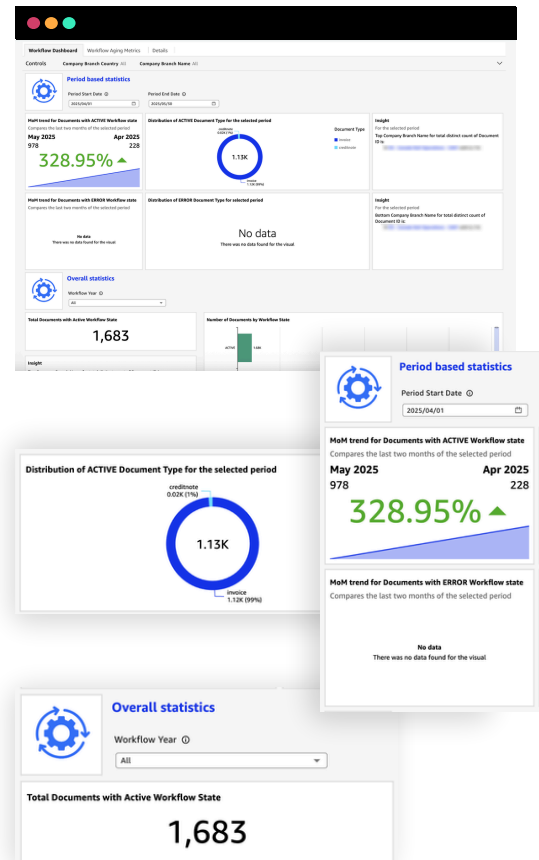
Benefits by Stakeholder

For Procurement & AP Leaders:

Gain 360° visibility into spend and process efficiency. Identify maverick spending, monitor supplier performance, and track AP KPIs (like touchless invoice rates, approval cycle times) in real time. The solution highlights bottlenecks (e.g. invoices stuck in approval) and opportunities for savings (e.g. early payment discounts missed), helping teams optimize working capital and supplier relationships.

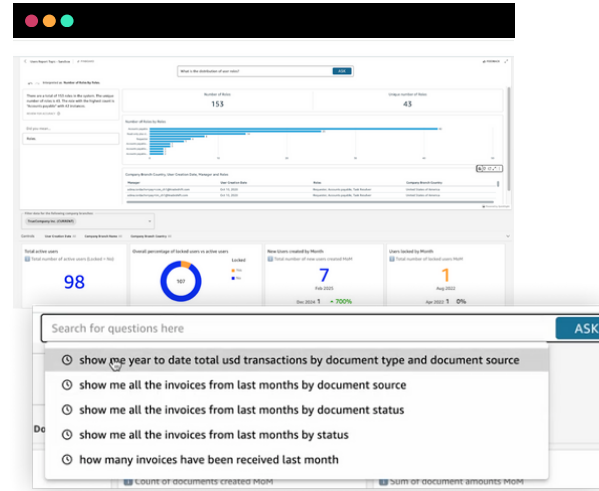
For Finance Executives:

Access trusted, consolidated metrics on demand – spend by category, accruals and liabilities, budget vs actual, cash flow forecasts – all in one place. Drill into underlying data for auditability. Predictive analytics (with machine learning) flag trends such as increasing spend in a category or risk of late payments, so CFOs and controllers can take proactive action. With exportable reports, finance can easily include up-to-date charts in monthly reviews and board meetings.



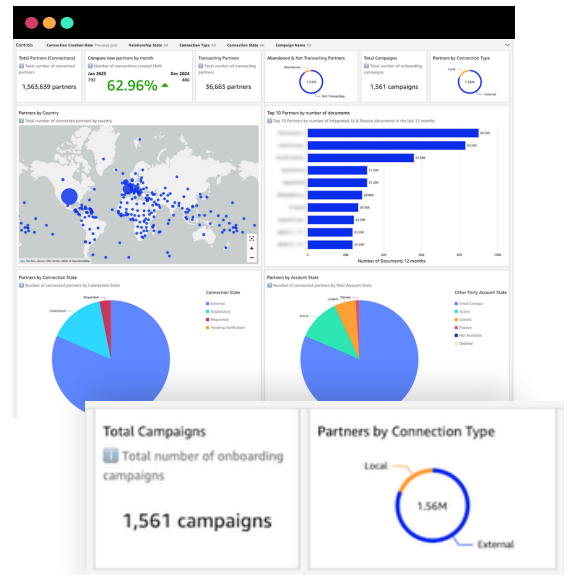
□ For IT & Data Teams:

Enjoy a **scalable, secure analytics platform** without the overhead. Tradeshift leverages AWS security best practices (data encryption, compliance certifications) and auto-scales infrastructure as data volumes grow – so IT doesn't need to manage BI servers or performance tuning. The solution also reduces ad-hoc report requests, since business users can self-serve many of their analytical needs via the intuitive interface or natural language Q&A. It complements existing enterprise data lakes by feeding rich procurement data (via APIs) into your broader analytics ecosystem, if required.



□ For Compliance & Regulatory Officers:

Ensure continuous compliance monitoring with dashboards tailored to regulatory needs. Tradeshift's solution covers e-invoicing compliance metrics (e.g. real-time invoice clearance statuses by country), tax/VAT tracking, and audit trails. Natural language queries make it easy to answer audit queries like "How many invoices in Germany included our tax ID last month?" on the fly. The analytics are embedded within Tradeshift's compliance workflows, simplifying reporting for mandates such as SAF-T, GST, or EU invoice archiving requirements.



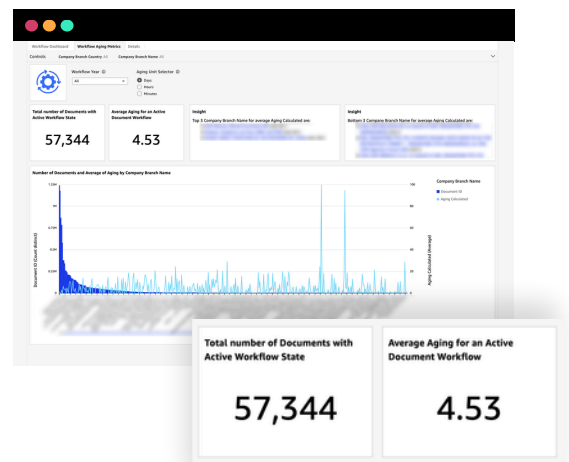
Technical Highlights

□ Architecture:

Cloud-native (AWS) multi-tenant architecture. Data resides in **Amazon Redshift**, ensuring high concurrency and security isolation per customer. The analytics layer uses **Amazon QuickSight Enterprise Edition**, benefiting from its continuous improvements and features (like ML Insights, anomaly detection, and Q).

□ Performance & Scale:

Tested to handle **billions of records** – QuickSight SPICE can ingest up to 1 billion rows per dataset. Incremental data refreshes ensure new transactions appear in dashboards within minutes. Tradeshift's global cloud ensures users worldwide experience low-latency access.



Security & Access:

Inherits Tradeshift's enterprise-grade security (SSO integration, role-based permissions, data encryption in transit and at rest). Admins can govern data access at a fine-grained level (down to specific fields or documents). The solution is compliant with GDPR and other data privacy standards as part of Tradeshift's platform.

Scheduled Reports:

The Scheduled Reports functionality allows users to configure recurring exports of QuickSight dashboards. These reports are generated automatically, following a predefined schedule (daily, weekly, monthly, quarterly).

Why Tradeshift Reporting & Analytics?

Tradeshift's new analytics module brings together the best of both worlds: deep domain-specific insight into procurement & AP processes (honed from Tradeshift's experience in e-invoicing and marketplaces), and cutting-edge analytics technology courtesy of AWS. The result is a solution that not only answers what happened in your spend and AP operations, but also helps you understand why and what to do next – all in real time. It's analytics designed for the way modern enterprises work: collaboratively, data-driven, and agile.

